

## Preferred citation style for this presentation

---

König, Arnd and Kay W Axhausen (2002) The Reliability of the Transportation System and its Influence on the Choice Behaviour, paper presented at the 2nd Swiss Transport Research Conference, Ascona, March 2002.

# The Reliability of the Transportation System and its Influence on the Choice Behaviour

Arnd König  
Kay W. Axhausen

IVT  
ETH  
Zurich

March 2002



Eidgenössische Technische Hochschule Zürich  
Swiss Federal Institute of Technology Zurich

# Approach

---

Integration of the issue into choice models

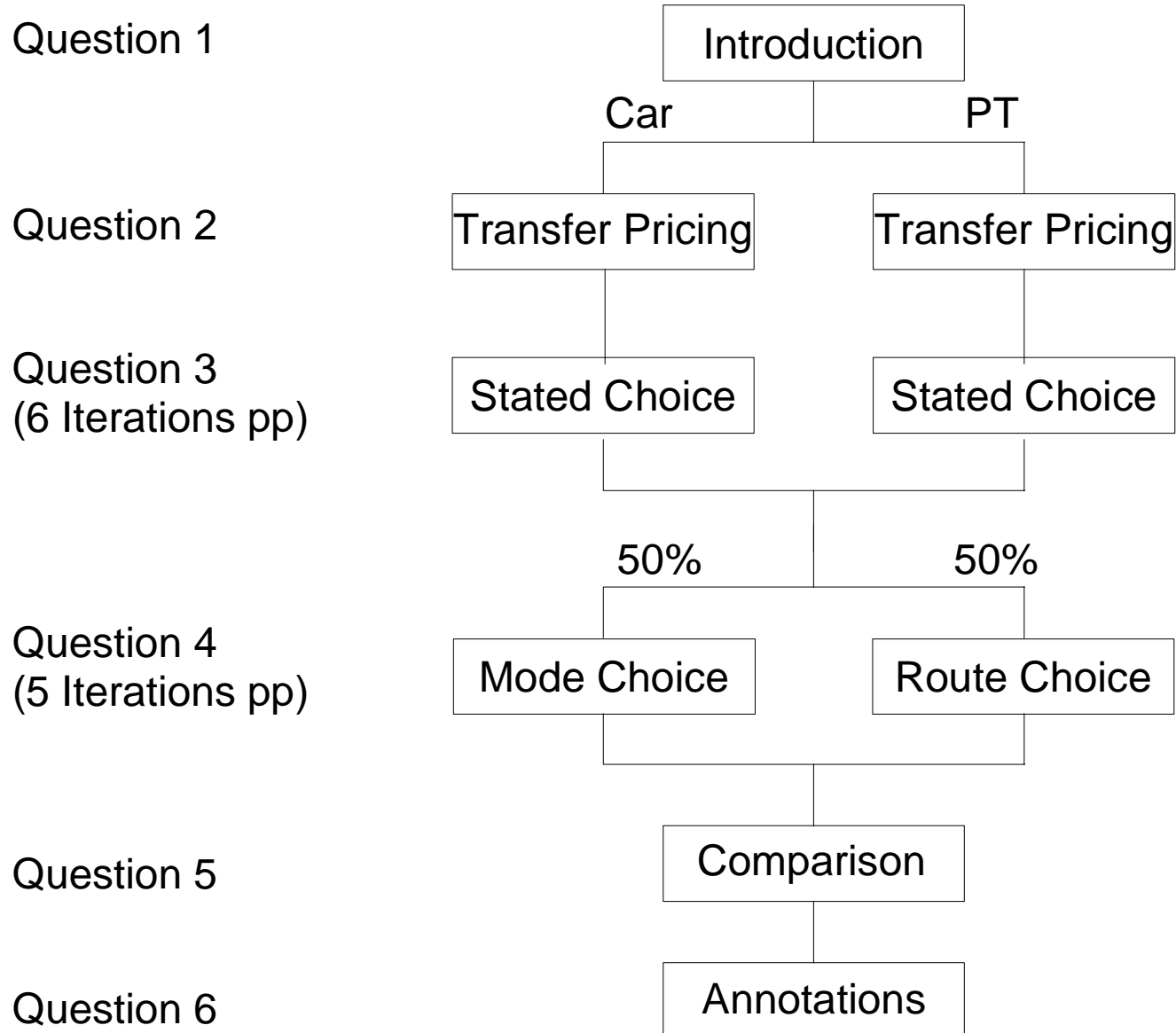
Measurement of a value of reliability

Measurement tool:

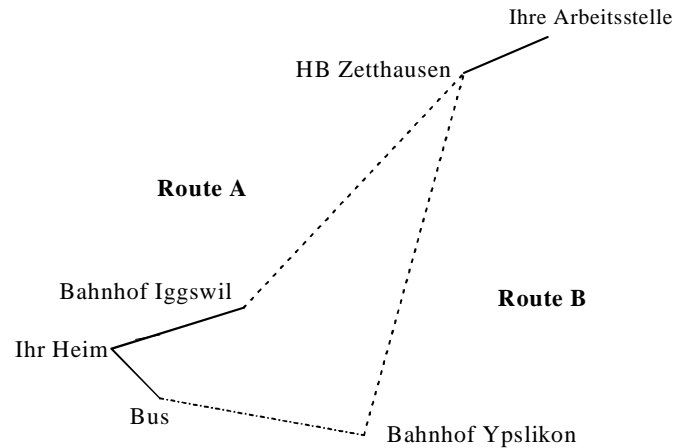
- Stated Preference survey
- Different types of SP-experiments
- Different types of presentation

# Structure of the survey

---



# Example: Route choice



Fahrzeit **Route A:** 50 Minuten

Fahrzeit **Route B:** 45 Minuten

Aufgrund Ihrer Erfahrung **verpassen Sie an 2 Tagen der Woche den Anschluss**, weil der Bus unpünktlich ist.

**Dann** benötigen Sie für die **Route B 75 Minuten**.

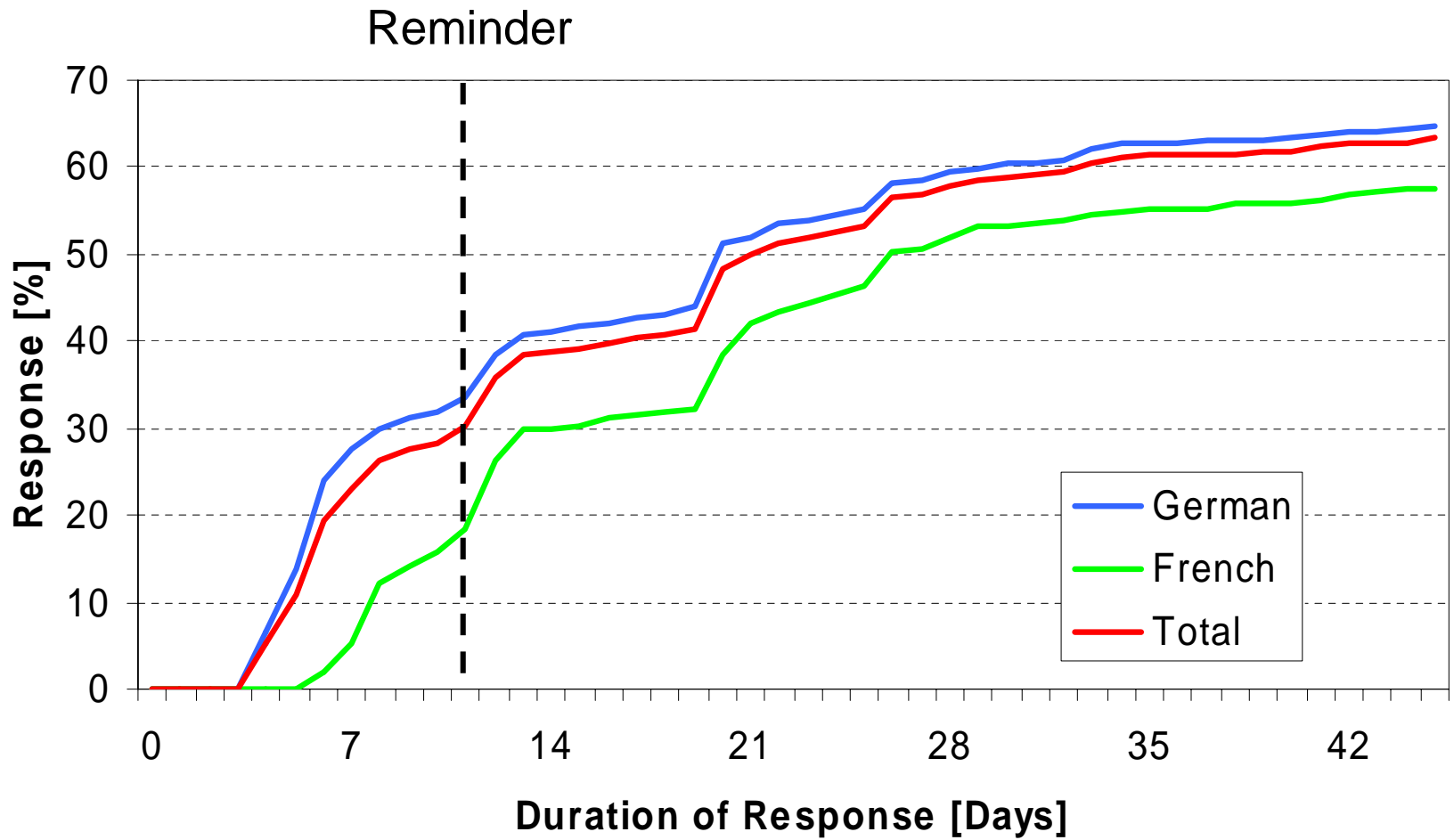
Aber das wissen Sie ja erst, wenn Sie bereits unterwegs sind. Welche Route wählen Sie für diesen täglichen Weg?

Antwort:

Ich wähle Route A.

Ich wähle Route B.

# Response



## Availability of modes [%]

---

Car availability:	IVT '01	KEP '00	MZ '94
always	55.2	58.3	75.0
sometimes	29.0	23.3	19.0
never	15.8	18.4	6.0
PT-Season ticket ownership:			
no season ticket	43.5	49.5	45.5
only HT/d-t/m-p	38.6	30.2	32.1
GA / AG	7.8	6.7	4.2
HT/d-t/m-p + season	5.6	7.4	10.9
only season ticket	3.6	5.4	6.7
other	0.3	0.8	0.6

## Question 1 - Buffering Time [min]

---

Car	min	max	$\bar{x}$	s
Business related	0	120	22.26	25.90
Private business	0	160	20.88	25.22
Shopping	0	120	24.41	25.01
Sunday excursion	0	120	22.27	24.57

### Rail

---

Business related	0	190	21.00	27.91
Private business	0	240	20.28	30.07
Shopping	0	180	21.69	28.60
Sunday excursion	0	120	20.20	24.72



## Question 5 - Value of mode attributes

---

Important properties:

All purposes:

Work, visit, sport:

Safety

Punctuality

Secondary properties:

Price

Environment

Speed

# The Logit Model

---

Basic approach: Utility  $U_{jq}$  of the alternative  $j$  for a person  $q$ :

$$U_{jq} = V_{jq} + \varepsilon_{jq}$$

with:

$V_{jq}$  Value of the objective utility  
 $\varepsilon_{jq}$  random error

$$V_{jq} = \alpha_j + \sum \beta_{kj} x_{kjq}$$

$\alpha_j$  Constant  
 $x_{kjq}$  Attribute of the choice variable  $k$   
(individual, situational, alternative specific)

# Overview of the Modelseries [LL-Functions]

---

	Route choice monetary	Route choice time rel.	Route choice combined	Mode choice
1. Null Model L(0)	-3.470	-950	-8.840	-1.370
2. Constant only L(C)	-3.410	-940	-4.350	-1.270
2. + Reliability-var's.	-2.560	-720	-3.280	-1.200
2. + Reliability-var's ( $\bar{x},s$ )	-2.940			-1.260
2. + Reliability-var's (squared)	-2.545	-695	-3.240	-1.140
+ Socio-demographics	-2.530	-690	-3.225	-1.120

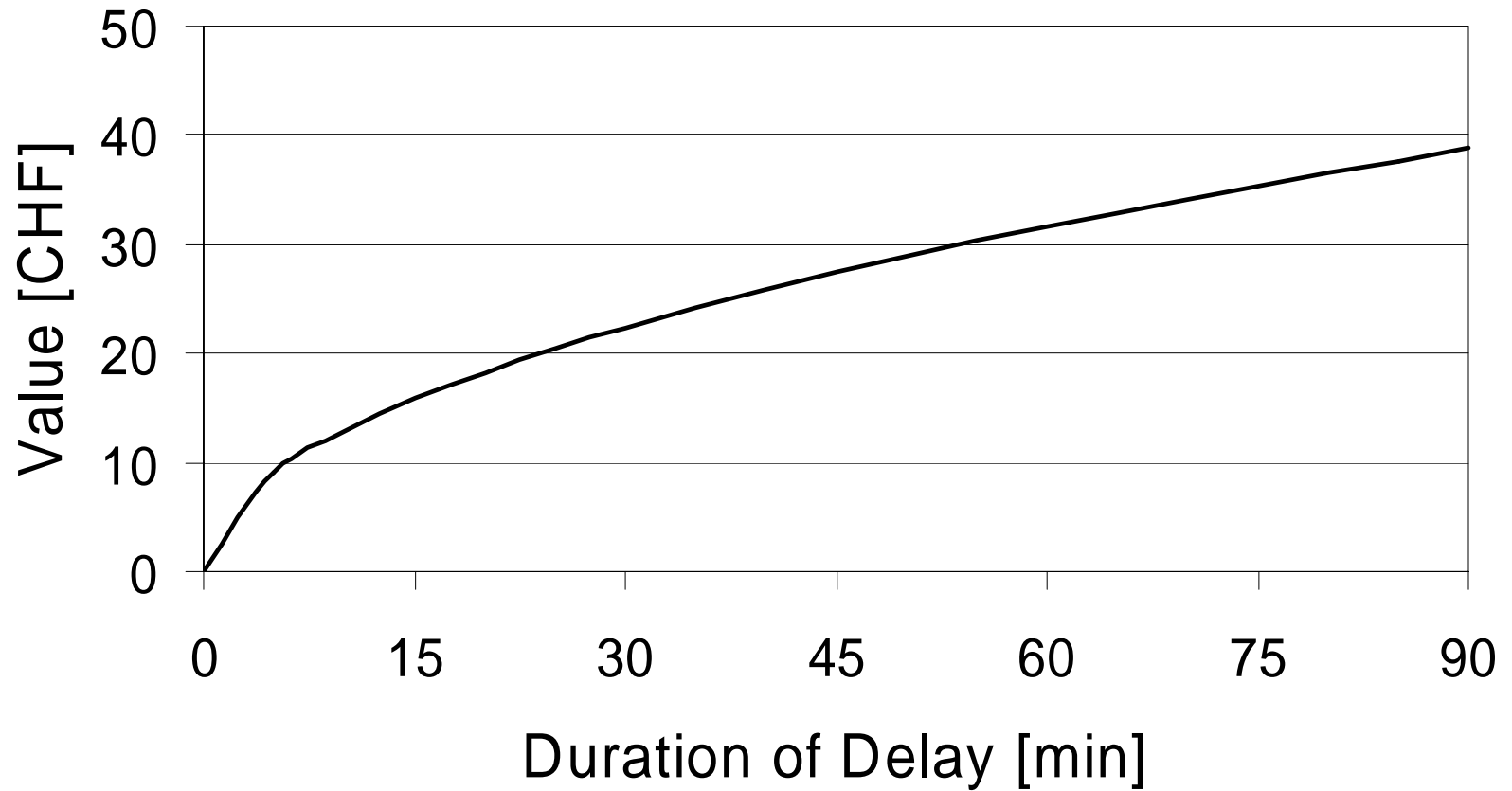
## The combined final model [ $\beta$ -Parameter]

---

Variable	Reliable Route	Unreliable Route
Travel time	-0.262	-0.262
Travel time <sup>2</sup>	0.017	0.017
Probability of delay		-3.125
Probability of delay <sup>2</sup>		0.626
Duration of delay		0.012
Duration of delay <sup>2</sup>		-0.008
Additional tax / toll	-0.117	
Additional tax / toll <sup>2</sup>	0.008	
Language	0.207	
Trip purpose work	-0.071	

# Value of reliability

---



# Outlook

---

## Further work:

- Departure time choice
- Consideration of RP-Data

## Validation of the VoR

## Recommendation for implementation of the results

- in demand simulation
- in supply modelling