

Long Term Simulation of a Continuous Target-Based Model

Maxim Janzen

IVT, ETH Zürich

10th July 2014

Outline

- 1 Continuous Target-Based Model
 - Behavioral Targets
 - Activities and State Values
 - Core Algorithm
- 2 Activity Planning
 - C-TAP Decision Model
 - Long-Term-C-TAP Decision Model
- 3 Results
 - Validation
 - Runtime Analysis
- 4 Future Work

Motivation

Current State:

Microscopic traffic flow simulations focus on daily life behavior.

But:

There is a significant part of traffic volume caused by long term activities.

Our goal:

Cover the long term activities.

Continuous Target-Based Model

Core ideas:

- microscopic travel demand model,
- agents represent virtual people,
- make decisions continuously / without any replanning,
- our goal: long term / long distance travel demands.

Continuous **T**arget-based **A**ctivity **P**lanning (C-TAP) simulation
(Ph.D. thesis by F. Märki (2014)).

C-TAP: Targets

Behavioral Targets:

Describe the motivation of agents to perform an activity.

Possible targets are:

- percentage of time target
- frequency target
- duration target

C-TAP: Targets

Behavioral Targets:

Describe the motivation of agents to perform an activity.

Possible targets are:

- percentage of time target
- frequency target
- duration target

Note: definitions of the first two target types include observation windows.

C-TAP: Activities and State Values

For each target there is a corresponding activity and possibly a state value.

Activities:

Activities are executed by the agents in order to satisfy their motivations / targets.

State Values:

Targets with observation windows include state values for the agents. They increase during the execution of the relevant activity, respectively decrease during non-execution.

C-TAP: Core Algorithm

Algorithm 1 Core C-TAP Algorithm

```
while simulation end not reached do  
  for all agent with no activity do  
    state  $\leftarrow$  UpdateAgentState(agent)  
    nextActivity  $\leftarrow$  MakeDecision(agent, state)  
    agent.execute(nextActivity)  
  end for  
  nextTimeStep = minimum( all execution endpoints )  
  proceed to nextTimeStep  
end while
```

Main Question: Implementation of *MakeDecision*.

C-TAP Decision Model

Core: Optimization of the discomfort value:

$$D(t) = \sum_{k=1}^n (f_{target}^k(t) - f_{state}^k(t))^2 \quad (1)$$

n : the number of targets,

$f_{target}^k(t)$: target value function,

$f_{state}^k(t)$: state value function.

C-TAP Decision Model

Core: Optimization of the discomfort value:

$$D(t) = \sum_{k=1}^n (f_{target}^k(t) - f_{state}^k(t))^2 \quad (1)$$

n : the number of targets,

$f_{target}^k(t)$: target value function,

$f_{state}^k(t)$: state value function.

C-TAP model use mainly the discomfort reduction:

$$DR(t_{es}, t_{ee}) = D(t_{es}) - D(t_{ee}), \quad (2)$$

t_{es} is the execution starting time t_{ee} the execution end time.

C-TAP Decision Model

The decision procedure is subdivided into several steps.

- 1 maximize the product of $DR(t_{es}, t_{ee}) \cdot LA(t_{ee})$ for every available activity. More precisely, the idea is to find the t_{ee} maximizing the product.
- 2 multiply with execution time ratio $\frac{t_{ee} - t_{es}}{t_{ee} - t_{ts}}$, where t_{ts} is the starting time of the travel.
- 3 multiply with an optional random term $(1 + \epsilon)$.

C-TAP Decision Model

The decision procedure is subdivided into several steps.

- 1 maximize the product of $DR(t_{es}, t_{ee}) \cdot LA(t_{ee})$ for every available activity. More precisely, the idea is to find the t_{ee} maximizing the product.
- 2 multiply with execution time ratio $\frac{t_{ee} - t_{es}}{t_{ee} - t_{ts}}$, where t_{ts} is the starting time of the travel.
- 3 multiply with an optional random term $(1 + \epsilon)$.
- 4 results in a heuristic function:

$$HF(t_{ts}, t_{es}, t_{ee}) = DR(t_{es}, t_{ee}) \cdot LA(t_{ee}) \cdot \frac{t_{ee} - t_{es}}{t_{ee} - t_{ts}} \cdot (1 + \epsilon). \quad (3)$$

The agent will now execute the activity, which yields the highest HF -value.

Long-Term-C-TAP Decision Model

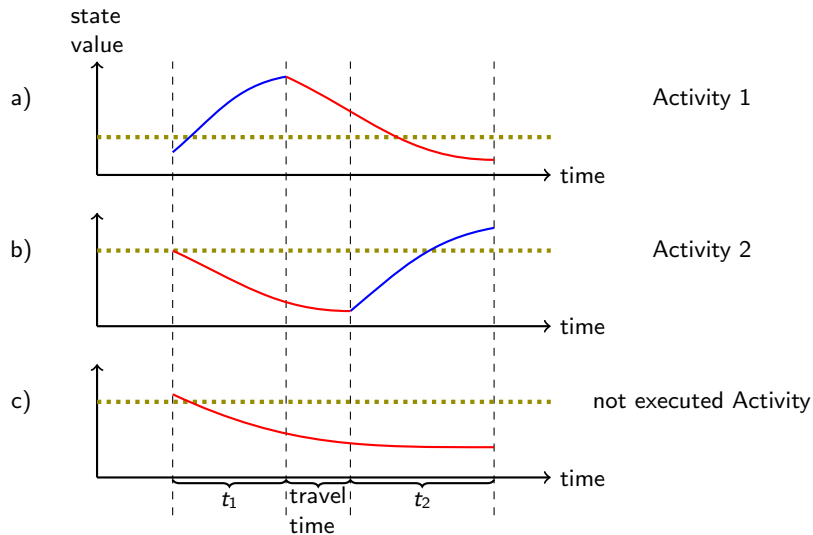
Default Model:

- heuristic function based on discomfort reduction.
- consider one activity

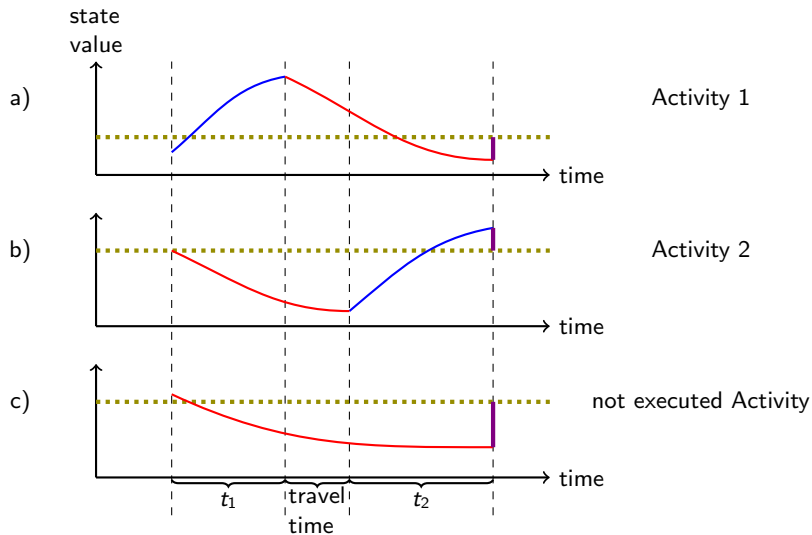
Model for the long term simulation:

- sum of all discomforts
- consider two or more activities

Long-Term-C-TAP Decision Model



Long-Term-C-TAP Decision Model



Optimization Process

Parameters:

Current time $t_0 \rightarrow$ is fixed.

Travel time $t_t \rightarrow$ is constant.

\implies discomfort depends on t_1 and t_2 .

We fix the first Activity.

\implies n two-dimensional minimization problems.

Note:

- n is small.
- we assign just the first activity.

Model Validation - Used Data

Data Source:

- Survey from german INVERMO project (Chlond et.al. (2006)).
- 1944 people reporting in total 6593 long distance trips ($\geq 100\text{km}$).

Calibration:

For each reported traveling purpose

- a percentage-of-time target (relative time spent),
- a duration target (average duration).

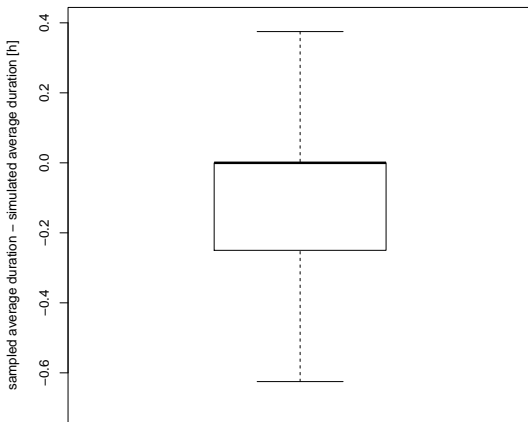
Additionally, we create also for the *daily life* activity one percentage-of-time target.

Validation - Number of Trips per Purpose

sampled trips - simulated trips	Trip Duration				
	0h-4h	4h - 4d	4d - 14d	14d - 30d	30d+
-10	1	0	0	0	0
-9	1	0	0	0	0
-8	0	0	0	0	0
-7	0	0	0	0	0
-6	0	0	0	0	0
-5	103	0	0	0	0
-4	239	0	0	0	0
-3	11	1	0	0	0
-2	30	22	0	0	0
-1	8	918	2	0	0
0	46	2431	955	77	6
1	101	101	138	39	1
2	4	0	0	0	0

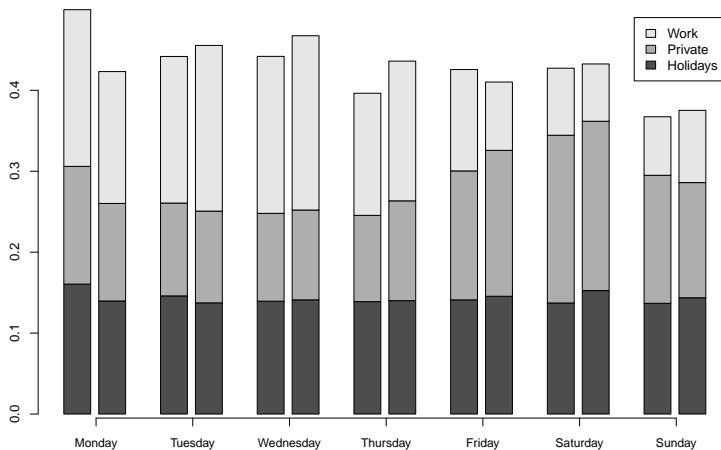
Validation - Average Trip Duration per Purpose

Boxplot of the difference between sampled average trip duration and simulated average trip duration



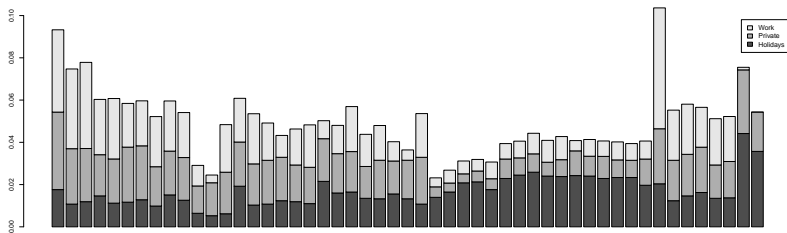
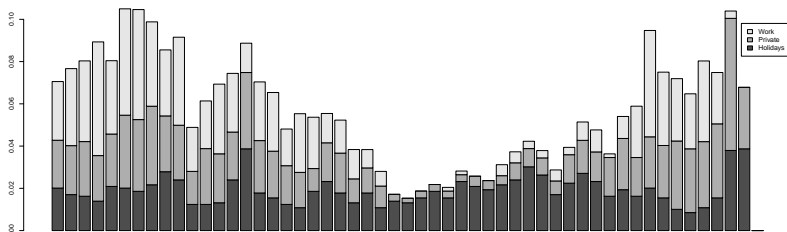
Validation - Out of House Days (Weekly Pattern)

Relative Distribution of the Trips per Weekday and Purpose



Validation - Out of House Days (Yearly Pattern)

Relative Distribution of the Trips per Calendar Week and Purpose



Runtime Results

	Overall Runtime [h:min:s]	Optimization Steps
C-TAP	19:05:31	7451489
Long-Term C-TAP	00:01:14	19764

Runtime Results

	Overall Runtime [h:min:s]	Optimization Steps
C-TAP	19:05:31	7451489
Long-Term C-TAP	00:01:14	19764

Not necessary a hint of a high acceleration, but a hint of an implementation with a much smaller number of parameters needed for a simulation in reasonable runtime.

Future Work

Short Term:

- Improve Reproduction of Seasonal Effects

Mid Term:

- Location Choice
- Mode Choice
- Budget Restrictions

Long Term:

- Traffic Simulation

Thank You!